

# 123

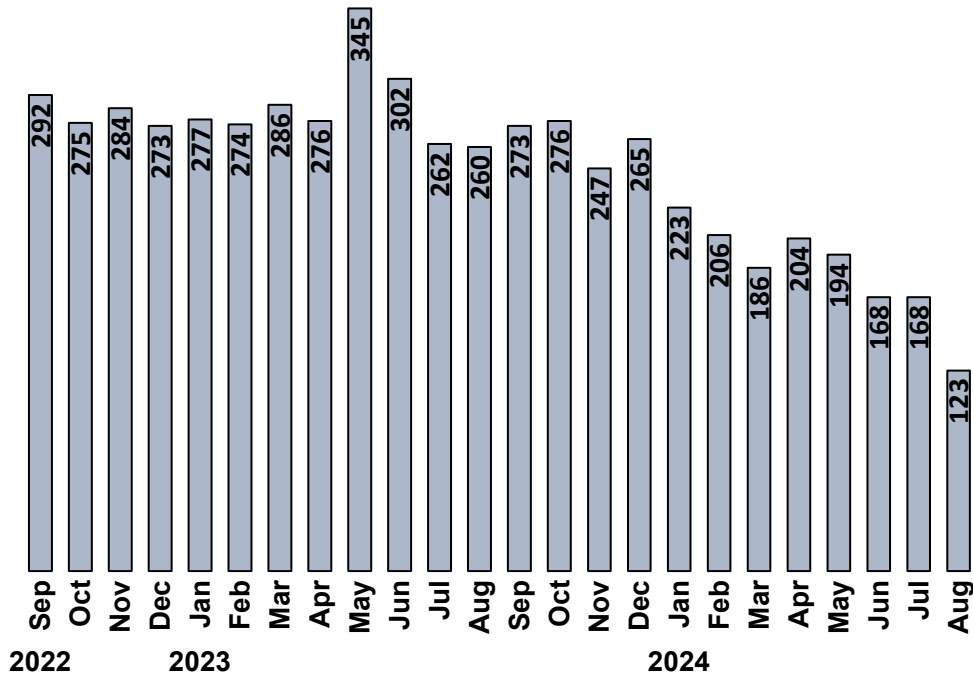
## Fentanyl-Positive Deaths, North Carolina Office of the Chief Medical Examiner (OCME) Toxicology Data: Aug 2024\*

### 123 Fentanyl-Positive Deaths<sup>^</sup>, August 2024\*

Compared to **260** in August 2023

<sup>^</sup>Results are based on analytical testing of specimens performed by NC OCME Toxicology. The detection of fentanyl by the laboratory may not necessarily be the ultimate cause of death as determined by the pathologist.

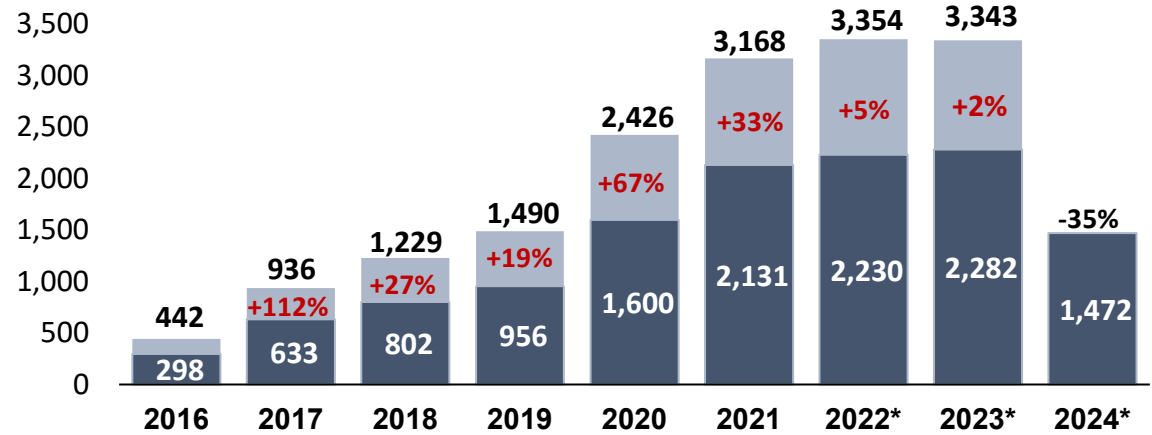
### Last 24 Months of Fentanyl-Positive Deaths\*



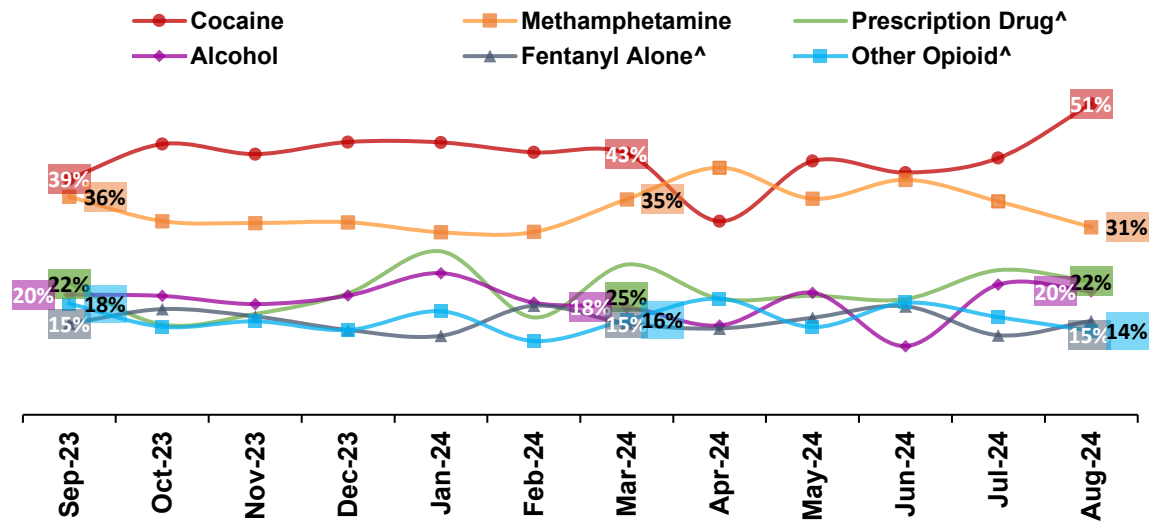
Data Source: Data Source: NC OCME Toxicology, accredited by the College of American Pathologists. The laboratory provides forensic analytical testing of specimens for all 100 counties of the statewide medical examiner system.

\*Data are provisional and subject to change.

### Fentanyl-Positive Deaths: 2016-2024\*



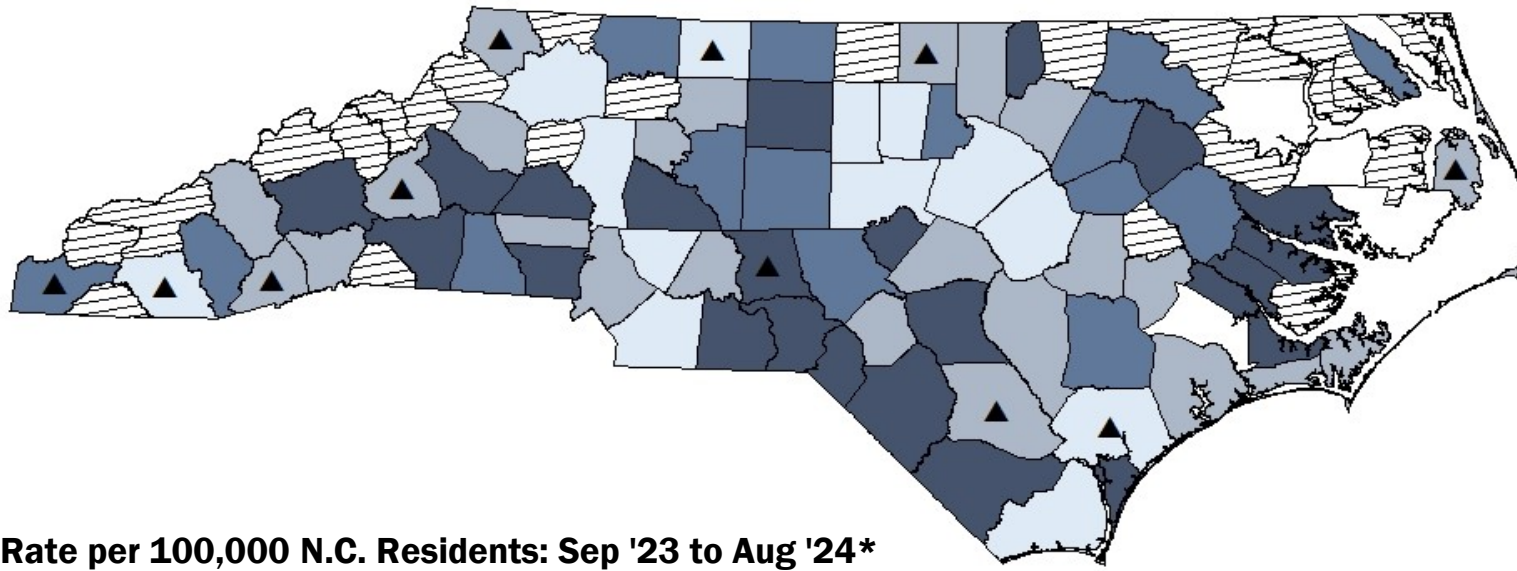
### Last 12 Months Polysubstance Use in Fentanyl-Positive Deaths\*<sup>^</sup>



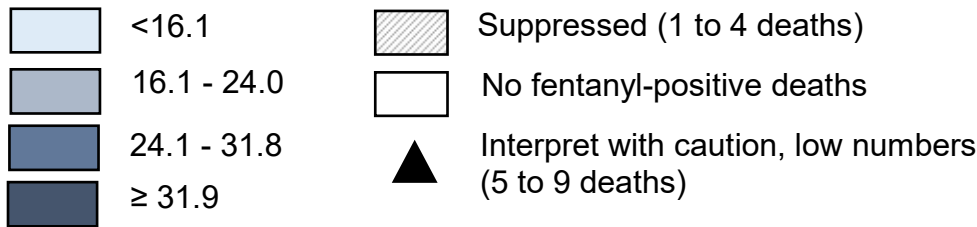
<sup>^</sup>Categories are not mutually exclusive. Prescription drugs are defined as benzodiazepines and gabapentin/pregabalin. Other opioids include heroin, prescription opioids, and illicit opioids (excluding fentanyl). Fentanyl alone indicates that alcohol, cocaine, prescription drugs (benzodiazepines and gabapentin/pregabalin), methamphetamine, and other opioids were not present.



# Rate of Fentanyl-Positive Deaths in North Carolina by County: Sep '23 to Aug '24\*



Rate per 100,000 N.C. Residents: Sep '23 to Aug '24\*



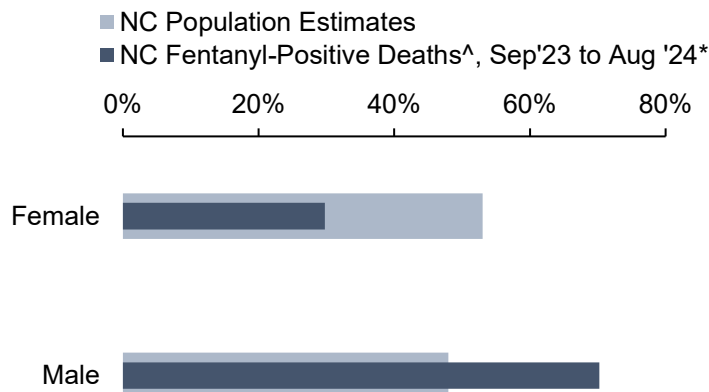
## Highest Rates of Fentanyl-Positive Deaths Among Counties with >9 deaths: Sep '23 to Aug '24\*

County	Deaths	Rate
Vance	27	64.1
Richmond	27	63.1
Scotland	18	52.7
Edgecombe	25	51.8
Anson	11	49.5
Buncombe	130	47.5
Robeson	54	46.3
Rutherford	30	46.2
Burke	39	44.4
Catawba	71	43.4
<b>Statewide</b>	<b>2,533</b>	<b>23.7</b>

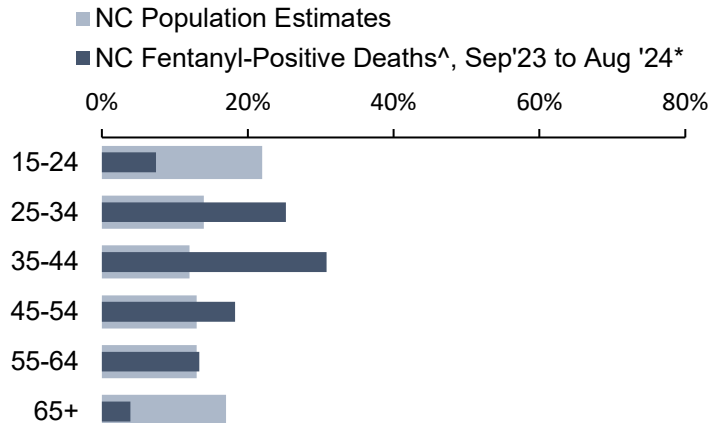
\*2023-2024 data are considered provisional and should not be considered final. Deaths included in this report tested positive for fentanyl at the time of the death when toxicology testing was performed. Toxicology results are based on analytical testing of specimens performed by NC OCME Toxicology. The detection of fentanyl only indicates deaths with positive fentanyl toxicology results. The presence of fentanyl at time of death does not necessarily indicate fentanyl as the cause of death. Rates calculated with 2022 county population estimates.

## Demographics of Fentanyl-Positive Deaths Compared to Overall NC Population Estimates: Sep '23 to Aug '24\*

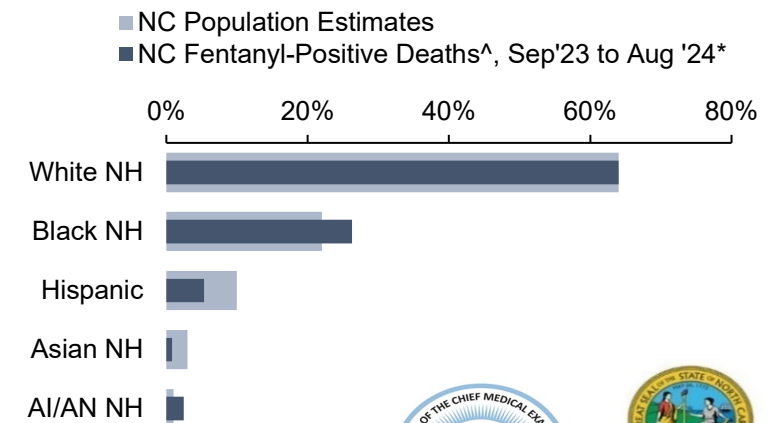
### Deaths by Sex



### Deaths by Age Group



### Deaths by Race/Ethnicity



^Data Sources: Toxicology Data—NC OCME Toxicology; Demographic Data—OCME medical examiner system; Population Data—U.S. Census Bureau, <http://quickfacts.census.gov>; 2023-2024 data are considered provisional and should not be considered final.

Note: NH (Non-Hispanic); AI/AN (American Indian/Alaskan Native)

